



OLIVER-80

SD/SDP Series
B2 wide OFFSET PRESS


Sakurai



An Ultimate Press with Prominent Durability and Updated Automated Function B2 Wide Offset Presses

OLIVER-80SD/SDP Series

- The heavy duty cast iron side frames and bed realize 15,000 per hour high speed running and long term durability.
- 7 o'clock cylinder alignment and double diameter impression cylinder assure high precision printing accuracy on variety of printing sheet.
- The surplus printing size of 785 x 585mm accepts wider range of printing objects.
- Abundance line up of 2 to 6 colors and both one side and convertible perfecter models



OLIVER-480SD

Realization of total control by delivery control panel and Sakurai Color Console

Sakurai Color Console SCC


Controls SIS and SAS functions from the one console to achieve easy and labor saving operation. Quick stand-by system which gives ideal ink form on rollers in automatic, less wasting sheets, synchronized the speed of ink fountain roller and etc are available as option.



SIS-Sakurai InterActive System SAS-Sakurai Auto Set

Sakurai InterActive System(SIS) includes press speed setting, ink roller wash-up control, printing mode change, operator instructions, trouble-shooting, ink sweep etc.

Sakurai Auto Set(SAS) allows the operator easily to adjust the press for different paper sizes and thickness. Simply pressing a button initiates movement of the feeder head, feeder pile guides, impression pressure, and the delivery saving valuable make-ready time.



Variety of densitometer

Variety of automatic and manual densitometer are available as option. Photo: Techkon RS400 manual type.



SPC-Sakurai Plate Changing

A plate can be easily, accurately and quickly mounted thanks to the "pinned cylinder register system" and Sakurai Plate Changing (SPC). The tail edge of the plate does not require pre-bending, thus allowing the reuse of the plates and the elimination of the plate bender. As the register pins are easily retractable, the unpunched plates can be used. As the result, a paper plate and various types of plates can be mounted without tools. Sakurai Plate Changing is the most tremendous time and labor saving device. The quick and easy hairline register is ensured with the combination of the plate cylinder cocking device and remote control running register.



Variety of Automatic Wash-up Devices

Equipped blanket and ink roller washing devices as standard. Fully auto washing by touch panel operation. Washing pattern can be selected depend on each condition. "Water spray function" to eliminate paper dust, "High speed" and "Blanket/impression cylinder" dual washing is also available as optional items.



Suction feed belts

The suction feed belts with adjustable vacuum control ensures smooth sheet feeding from maximum to minimum sheet size at 15,000 IPH with minimal operator adjustments.



OLIVERMATIC


The OLIVERMATIC Continuous flow dampener is speed compensated with large diameter rollers, making dampening control easy and consistent. Sakurai's build in surface speed reduction (Delta Motion) and the ability to skew the metering roller makes the Sakurai Dampener the best in the industry.

Air blower for sensor

The air blower ensures stable feeding by preventing paper dust building up on the front guide sensors.



The facts of fine printing based on high accuracy and durability



Reliable Electric Control System

- Highly reliable performance proven in the field
- No encoder. Accurate position setting with electric cam controller
- High speed and reliable control by exclusive Sakurai controller
- Utilizes the double safety circuit system and noise reduction, which meets worldwide standards



Electric Cam System

Control the whole mechanical timing of the press with ultimate accuracy and reliability

Frame and Bed


Solid and heavy duty side frames (70mm thickness) and bed designed and structured for high rigidity make the presses possible to run even at 15,000 per hour on either single side or perfecting mode.

Cylinder Composition and Arrangement

Double diameter impression cylinder makes even thick board stock to run and the 7 o'clock cylinder arrangement is advantageous to sheet transfer smoothly with less influence from mechanical press movement.

Ink Roller Temperature Controller

This device is to prevent the increase of roller surface temperature from the air temperature and from the machine during the run, to keep the viscosity and density of the ink stable.

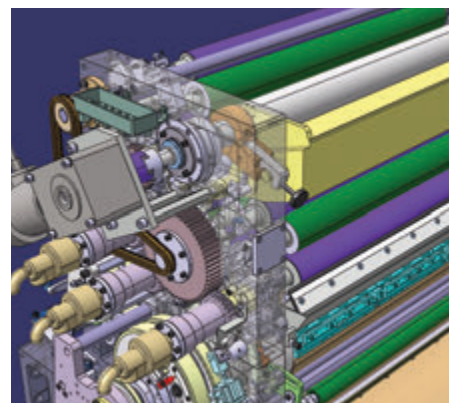


Ink duct time adjustment system

With the adjustment of ink duct timing, ink is supplied suitably depending on printing image.



Ink fountain roller speed control system

The running speed of ink fountain rollers can be controlled for required density.



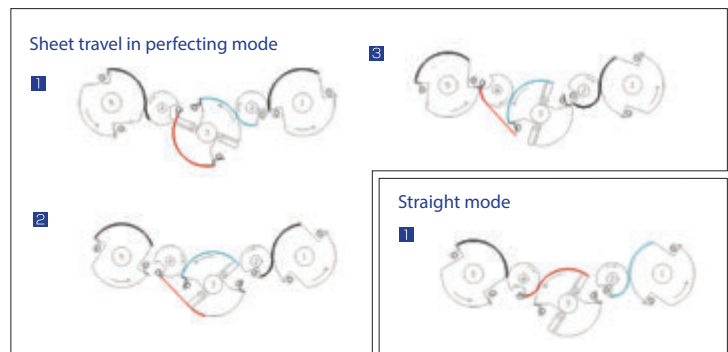
Max printing Speed

15,000 IPH



Automatic Perfecting Changeover (SDP model only)

The Automatic Perfector Changeover allows the operator to switch from straight printing to perfecting in less than two minutes, by simply pressing a button and entering sheet data.



To the NEXT stage, Sakurai SD/SDP series of presses respond to the global printing network facility(CIP4)

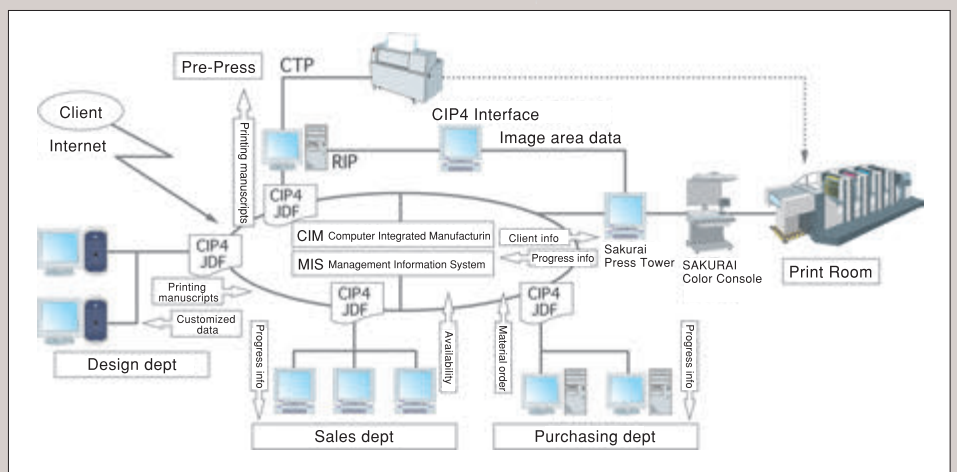
CIP4 International Cooperation for Integration of process in Prepress, Press and Post-Press



●Evolving the Printing Business Management (CIP4/JDF)

Integrated Network for a printing company's sales, logistics, job control, designing and management

Sakurai provides a CIP4 (MIS) network station to build-up an integrated management network for printing businesses, which allow all ON-TIME job information to be accessed from the network for each print job. Logistics' staff can track the real progress of the job to provide the consumables; management can see the real productivity and Sakurai Color Console (Type III) can accept job data (sheet size and thickness from JDF) from the network to control the press.



Sakurai Coating System for High Value Added on prints

Sakurai Coating System

for Print with High Added Values

The Sakurai coating system enhances quick job turn around by reducing drying time, adds values with gloss or matt coating and reduces the amount of spray powder.

Closed Chamber Doctor Coating Unit

An enclosed doctor blade system is used on the Sakurai coating unit. The enclosed system keeps the viscosity of the coating more consistent as the water or solvents in the coating are not allowed to evaporate into the atmosphere. The coating film thickness can be changed by using different engraved and cell volume anilox rollers. The system has an automatic cleaning function, which also helps when cleaning while printing.

*1 It is necessary to select different cell volume of Anilox rollers depends on printing purpose.


Sakurai Dryers for Extended Delivery

IR Dryer

The IR dryer can be mounted in the extended delivery as an option. Printing at the backside of the sheet can be quickly performed without waiting for drying.

UV Dryer

The UV dryer can be mounted in the extended delivery. Fast printing at the both sides and high glossy coating is available. Curing is ensured at high speed.




UV Dryer Between Units

A UV dryer can be fitted on the perfecter unit ensuring that the ink is completely cured before a sheet is turned over at perfecting drum. This will not smear the impression cylinder. Glosser coating is achieved when a UV dryer is fitted right before the coating unit.

Sakurai LED UV Dryer

Electric consumption of LED UV is 1/7 of conventional UV dryer, and it last long 10 times more. It does not create so much heat like the conventional one and exhaust is not necessary, so your printing shop environment will be improved. Instant curing up printing surface allows to turn immediately for print backside. Working time saving can be achieved remarkably. Compact LED UV "UVed" can be installed at the swan neck of the high pile delivery of the press.



OLIVER-580SD with coater unit

Production plant to enable the creation of new age

SAKURAI'S OLIVER OFFSET PRINTING PRESSES MANUFACTURED IN A CUTTING EDGE HIGH-TECH FACTORY


Sakurai sets standard for press manufacturing with a state of the art manufacturing environment. Located in Gifu, Japan, Sakurai's factory unites manufacturing with environment. Each new Sakurai press is built in a controlled manufacturing facility where temperature, humidity, and air quality are monitored. Where press and parts are measured for accuracy to a micron unit. Where each individually crafted Sakurai press conforms to exacting standards.

New design by three-dimensional CAD

Our design department uses a three-dimensional computer CAD system. Full sized parts and assemblies appear on the monitor. Furthermore, it is also possible to make such data larger, smaller and turn on the monitor as well as cut for seeing cross sections easily and freely. To move the mechanism partially and to simulate the strength or vibration situation is also possible.

Machining center

The frames and beds of each press are precisely machined and processed by a FMS NC processing machine which operates unmanned 24-hours a day. Smaller parts are processed by computer-controlled machine tools. All processes produce the tightest tolerances and the most accurate presses.



Machining accuracy

A super large sized three-dimensional coordinate measuring machine makes it possible to manufacture more precise equipment. With its introduction, the preciseness of important parts can be greatly improved, allowing an accuracy of assembly of one-micron.



Assembly line

A computer controls the supply of component parts to the assembly line; when parts are required, they are loaded automatically onto driverless transporters for delivery to the required assembly point on time. All assembly procedures are documented with detailed manuals resulting in great accuracy and a high quality product.



OLIVER 80SD/SDP SERIES

STRAIGHT PRESSES

MODEL	COLOR	SPEED(iph) *1	MAX. SHEET SIZE (mm)	MIN. SHEET SIZE (mm)	MAX. PRINT SIZE(mm)	PAPER THICKNESS(mm)	PLATE SIZE (mm)
280SD	2	4,000 – 15,000 (4,000–15,500 Factory Option)	790 X 600 (31 ^{1/8} × 23 ^{5/8} "	400 X 260 (15 ^{3/4} × 10 ^{1/4} "	785 X 585(31 × 23 ^{1/8} " 765 X 585(30 ^{1/4} × 23 ^{1/8} ")(Option)	0.04 ~ 0.6 (0.0016~0.024")	800 X 660(31 ^{5/8} × 26") 770 X 660(30 ^{3/8} × 26")(Option) *
480SD	4	4,000 – 15,000 (4,000–15,500 Factory Option)	790 X 600 (31 ^{1/8} × 23 ^{5/8} "	400 X 260 (15 ^{3/4} × 10 ^{1/4} "	785 X 585(31 × 23 ^{1/8} " 765 X 585(30 ^{1/4} × 23 ^{1/8} ")(Option)	0.04 ~ 0.6 (0.0016~0.024")	800 X 660(31 ^{5/8} × 26") 770 X 660(30 ^{3/8} × 26")(Option) *
580SD	5	4,000 – 15,000 (4,000–15,500 Factory Option)	790 X 600 (31 ^{1/8} × 23 ^{5/8} "	400 X 260 (15 ^{3/4} × 10 ^{1/4} "	785 X 585(31 × 23 ^{1/8} " 765 X 585(30 ^{1/4} × 23 ^{1/8} ")(Option)	0.04 ~ 0.6 (0.0016~0.024")	800 X 660(31 ^{5/8} × 26") 770 X 660(30 ^{3/8} × 26")(Option) *
680SD	6	4,000 – 15,000 (4,000–15,500 Factory Option)	790 X 600 (31 ^{1/8} × 23 ^{5/8} "	400 X 260 (15 ^{3/4} × 10 ^{1/4} "	785 X 585(31 × 23 ^{1/8} " 765 X 585(30 ^{1/4} × 23 ^{1/8} ")(Option)	0.04 ~ 0.6 (0.0016~0.024")	800 X 660(31 ^{5/8} × 26") 770 X 660(30 ^{3/8} × 26")(Option) *

* 1 : Subject to the different print conditions

* Plate size: 730x600mm(build-to-order)

PERFECTOR PRESSES

MODEL	COLOR	SPEED(iph) *1	MAX. SHEET SIZE (mm)	MIN. SHEET SIZE (mm)	MAX. PRINT SIZE(mm)	PAPER THICKNESS(mm)	PLATE SIZE (mm)
280SDP	2	4,000 – 15,000 (4,000–15,500 Factory Option)	790 X 600 (31 ^{1/8} × 23 ^{5/8} "	400 X 260 (15 ^{3/4} × 10 ^{1/4} "(2/0) 400 X 340 (15 ^{3/4} × 13 ^{3/8} "(1/1)	785 X 585(31 × 23 ^{1/8} "(2/0) 785 X 580(31 × 22 ^{7/8} "(1/1) 765 X 585(30 ^{1/4} × 23 ^{1/8} ")(Option)	0.04 ~ 0.4 (0.0016~0.016")	800 X 660(31 ^{5/8} × 26") 770 X 660(30 ^{3/8} × 26")(Option) *
480SDP	4	4,000 – 15,000 (4,000–15,500 Factory Option)	790 X 600 (31 ^{1/8} × 23 ^{5/8} "	400 X 260 (15 ^{3/4} × 10 ^{1/4} "(4/0) 400 X 340 (15 ^{3/4} × 13 ^{3/8} "(2/2)	785 X 585(31 × 23 ^{1/8} "(4/0) 785 X 580(31 × 22 ^{7/8} "(2/2) 765 X 585(30 ^{1/4} × 23 ^{1/8} ")(Option)	0.04 ~ 0.4 (0.0016~0.016")	800 X 660(31 ^{5/8} × 26") 770 X 660(30 ^{3/8} × 26")(Option) *
580SDP	5	4,000 – 15,000 (4,000–15,500 Factory Option)	790 X 600 (31 ^{1/8} × 23 ^{5/8} "	400 X 260 (15 ^{3/4} × 10 ^{1/4} "(5/0) 400 X 340 (15 ^{3/4} × 13 ^{3/8} "(1/4or2/3)	785 X 585(31 × 23 ^{1/8} "(5/0) 785 X 580(31 × 22 ^{7/8} "(1/5or2/3) 765 X 585(30 ^{1/4} × 23 ^{1/8} ")(Option)	0.04 ~ 0.4 (0.0016~0.016")	800 X 660(31 ^{5/8} × 26") 770 X 660(30 ^{3/8} × 26")(Option) *
680SDP	6	4,000 – 15,000 (4,000–15,500 Factory Option)	790 X 600 (31 ^{1/8} × 23 ^{5/8} "	400 X 260 (15 ^{3/4} × 10 ^{1/4} "(6/0) 400 X 340 (15 ^{3/4} × 13 ^{3/8} "(1/5or2/4)	785 X 585(31 × 23 ^{1/8} "(5/0) 785 X 580(31 × 22 ^{7/8} "(1/5or2/4) 765 X 585(30 ^{1/4} × 23 ^{1/8} ")(Option)	0.04 ~ 0.4 (0.0016~0.016")	800 X 660(31 ^{5/8} × 26") 770 X 660(30 ^{3/8} × 26")(Option) *

* 1 : Subject to the different print conditions

* Plate size: 730x600mm(build-to-order)

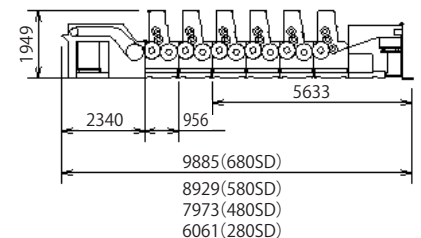
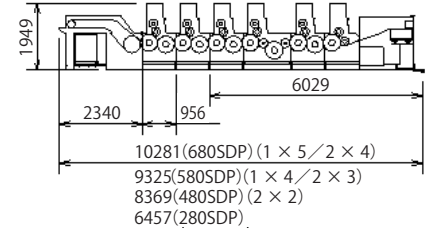
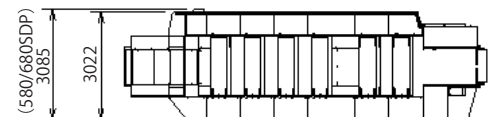
Standard Equipment

- Auto perfecter change over (SDP only)
- SPC (Sakurai Plate Changing System)
- Remote Control Running Register
- Remote Control Cocking
- SAS-Sakurai Auto Set
(Sheet size and impression presetting)
- Automatic Blanket Wash-up
- Automatic Ink Roller Wash-up
- Ultra-sonic Double Sheet Detector
- OLIVERMATIC – Continuous Dampening System
- SCC I (Sakurai Colour Console type I)
- SIS-Sakurai InterActive System
- Suction Feed Belts
- Single Action Feed Roller Set-up
- Front/Side Lay Sensors
- Powder Spray Device
- Quick Release Blanket
- Ink Feed Time Adjustment
- Ink Fountain Roller Motor Control

Optional Equipment

- CIP3/4 Interface
- SCC III (Sakurai Colour Console type III)(QSS)(※)
- Ink Roller Temperature Control System
- Water Rinsing Blanket and Ink Roller Wash-up
- Automatic Ink Dispenser
- Automatic Impression Cylinder Wash-up
- Non Stop Feeder
- Oscillating Ink Form Rollers
- Plate Hicky Picker Roller Bars
- Automatic Ink Density Control System
- Extended Delivery
- Coating Unit
for Water base or UV
- UV Dryer for Extended Delivery
- IR Dryer for Extended Delivery
- UV Dryer between units (Interdeck)
- IR Dryer at Delivery Neck
- LED UV DRYER UVed

(※) Not available for OL280SD/SDP



DELIVERY PILE HEIGHT (mm)	FEEDER PILE HEIGHT (mm)	DIMENSIONS (LxWxH) (mm)	WEIGHT(kg)	POWER CONSUMPTION (kw)	SIDE VIEW
840(33 ^{1/8"})	900(35 ^{1/2"})	6,061 X 3,022 X 1,949 (239 ^{1/4} x 119 ^{1/4} x 76 ^{7/8"})	11,300	22.0	
840(33 ^{1/8"})	900(35 ^{1/2"})	7,973 X 3,022 X 1,949 (314 ^{3/4} x 119 ^{1/4} x 76 ^{7/8"})	19,000	29.0	
840(33 ^{1/8"})	900(35 ^{1/2"})	8,929 X 3,022 X 1,949 (352 ^{1/2} x 119 ^{1/4} x 76 ^{7/8"})	23,000	33.0	
840(33 ^{1/8"})	900(35 ^{1/2"})	9,885 X 3,085 X 1,949 (390 ^{1/4} x 121 ^{3/4} x 76 ^{7/8"})	27,000	36.0	

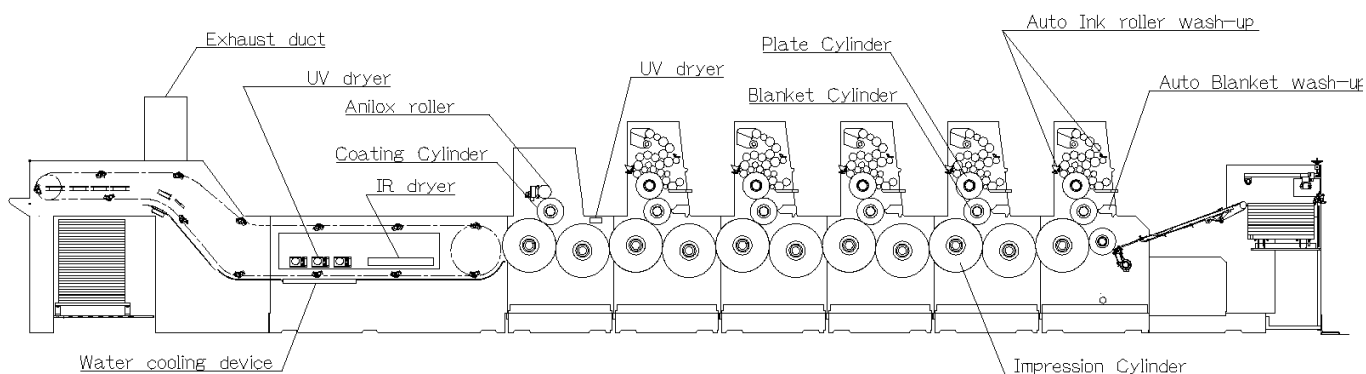
DELIVERY PILE HEIGHT (mm)	FEEDER PILE HEIGHT (mm)	DIMENSIONS (LxWxH) (mm)	WEIGHT(kg)	POWER CONSUMPTION (kw)	SIDE VIEW
840(33 ^{1/8"})	900(35 ^{1/2"})	6,457 X 3,022 X 1,949 (254 ^{7/8} x 119 ^{1/4} x 76 ^{7/8"})	12,800	23.0	
840(33 ^{1/8"})	900(35 ^{1/2"})	8,369 X 3,022 X 1,949 (330 ^{3/8} x 119 ^{1/4} x 76 ^{7/8"})	20,500	33.0	
840(33 ^{1/8"})	900(35 ^{1/2"})	9,325 X 3,085 X 1,949 (368 ^{1/8} x 121 ^{3/4} x 76 ^{7/8"})	24,500	36.0	
840(33 ^{1/8"})	900(35 ^{1/2"})	10,281 X 3,085 X 1,949 (405 ^{7/8} x 121 ^{3/4} x 76 ^{7/8"})	28,500	40.0	

Coating Unit + Extended Delivery Unit

Type	Length (mm)	Weight (kg)	Power Consumption (coater unit only)(Kw)
Standard Extended delivery	3,078(121 ^{1/2"})	7,000	4
Short delivery	2,020(79 ^{3/4"})	6,000	4

* Dryer is not included as it is much depend on the spec. of the press.

CONFIGURATION OF OLIVER 580 SD+COATER



The information on this catalogue contains patented technology and under patent fillings.

The manufacturer reserves the right to change without any prior notice, any of the followings as related to products listed in the subject catalogue.

(1) Improvement in safety, performance or functions

(2) Improvement in designed quality

The denoted speeds are indicative of the mechanically possible performance. Printing speeds are subject to variation according to the plates and substrates to be used.

Photographs appearing in this catalogue include some optional equipments.

The specifications given are as of June, 2011 and are subject to further change for improvement together with the content of the photographs.

Superlative products to guarantee clients satisfaction

Sakurai
Sakurai Graphic Systems Corp.

<http://www.sakurai-gs.co.jp>

Headquarters 2-2-9 Fukuzumi, Koto-ku, Tokyo 135-0032, Japan
Tel: 81-3-3643-1131 Fax: 81-3-3641-9663 E-mail: info@sakurai-gs.co.jp

London Branch Cherrywell House, Tamian Way, Hounslow, Middlesex TW4 6BL UK
Tel: 44-20-8577-5672 Fax: 44-20-8572-3942 E-mail: admin@sakurai.co.uk

Sakurai USA, Inc. 1700 North Basswood Road, Schaumburg, IL 60173, USA
Tel: 1-847-490-9400 Fax: 1-847-490-4200 E-mail: sales@sakurai.com



ISO 9001, 14001
PRODUCTION
&
TECHNOLOGY DEPT.

PRINTED IN JAPAN'15.01.20(P)